

TYPE 4B

UNITS

26, 27, 30, 31, 34, 35

BEDROOMS BATHROOMS GARAGE CARSPACE

2 2 1 1

LIVING

85M²

GARAGE

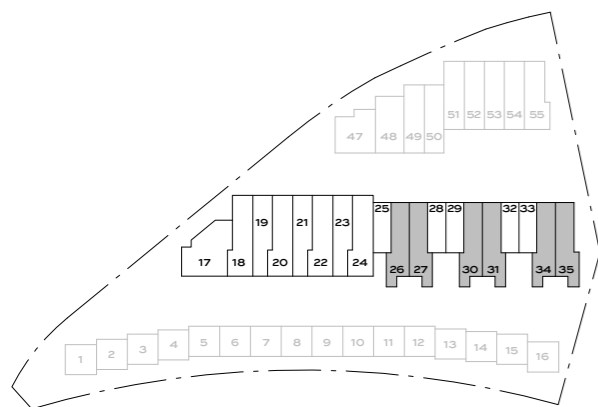
19M²

BALCONY

7M²

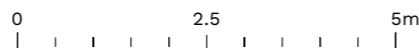
COURTYARD

17-18M²

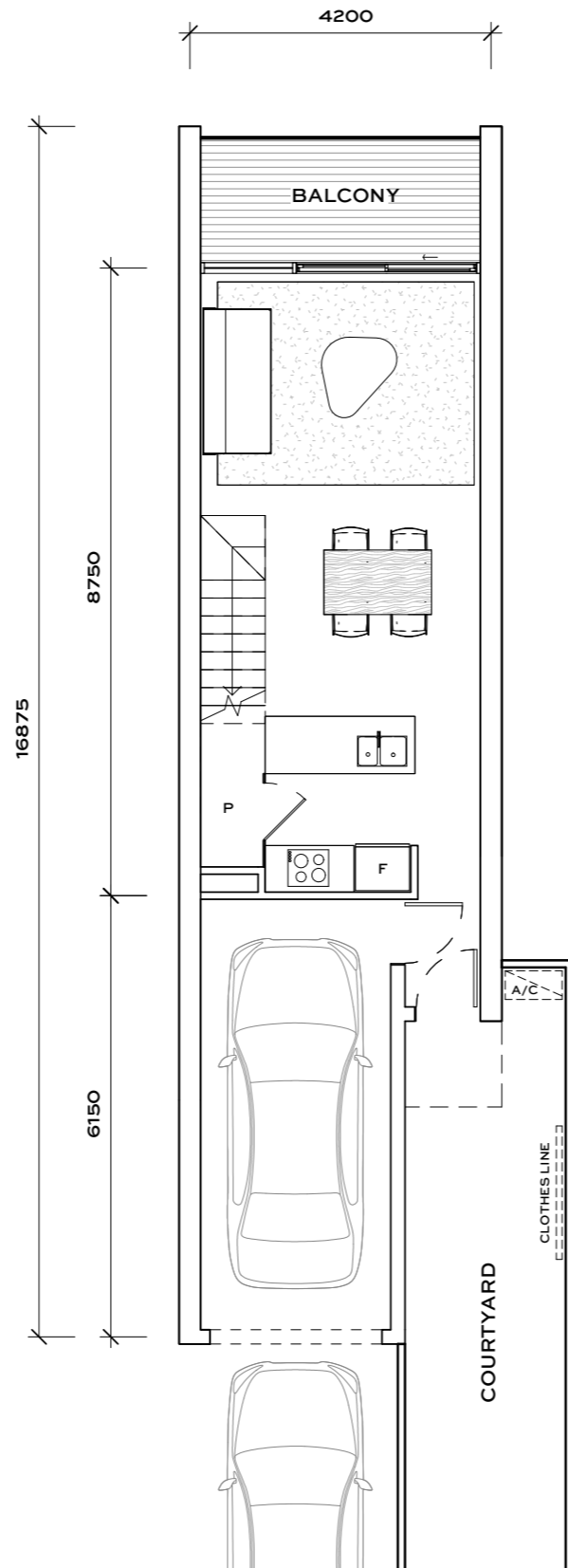


Disclaimer: Floor plans may not be to scale, are indicative only and are subject to the intending purchaser's own advice and enquiries.

All plans are subject to Development Application Approval. The area of each unit is calculated to the outside of external walls and centre of common walls in accordance with ACTPLA Gross Floor Area guidelines. All areas are in square meters (m²). Buyers responsibility is to verify and ensure that the drawings and information obtained in this document is the latest version. We reserve the right to change the drawings and any information contained in this document.



GROUND



LEVEL 1

